



District Report Card: 2017


State: Maharashtra	District: Bid
Class: 3	Subject: Language
Schools: 60	Students: 1255


Participation/Coverage


Students

 GENDER	Boys		Girls	
	Number	%	Number	%
	665	52.99	590	47.01

 AREA	Rural		Urban	
	Number	%	Number	%
	817	65.10	438	34.90

 CATEGORY	SC		ST		OBC		GEN	
	Number	%	Number	%	Number	%	Number	%
	190	15.14	23	1.83	467	37.21	575	45.82

 CWSN	LD	VI	HI	S&LD	ID	Oth
	2	32	0	3	3	1

 Management	Government		Government-aided	
	Number	%	Number	%
	768	61.20	487	38.80

Average Performance of Students in Language (%)

Overall	Gender		Area		Management		Social Group			
	Male	Female	Rural	Urban	Govt.	Aided	SC	ST	OBC	GEN
81.55	79.72	83.62	82.21	80.32	82.19	80.55	80.74	79.71	80.34	82.88

Performance on Learning Outcomes (LOs)

Learning Outcomes	Description	Average Performance(%)
L304	Reads small texts with comprehension i.e., identifies main ideas, details, sequence and draws conclusions	82.93
L312	Reads printed scripts on the classroom walls: poems, posters, charts etc.	78.79

Range of Performance of Students who Answered Correctly							
Below 30%		30% - 50%		50% - 75%		Above 75%	
Number	%	Number	%	Number	%	Number	%
29	2.31	86	6.85	226	18.01	914	72.83

Lowest Performing Learning Outcomes (LOs)

1 - Reads printed scripts on the classroom walls: poems, posters, charts etc. (78.79)

2 - Reads small texts with comprehension i.e., identifies main ideas, details, sequence and draws conclusions (82.93)